

AC Filter for PCB Mounting in Flat Housing

Standard- or Medical-Filter



Description

- Chassis: PCB Mounting, from top
- Line filter in standard and medical version, 1-stage, standard attenuation
- For PCB mounting
- Excellent price/performance ratio

Approvals

- VDE License Number: 40004673
- UL License Number: E72928

Characteristics

- Cost-saving plastic housing
- Designed for standard applications
- Protection against interference voltage from the mains
- Possible interferences generated in the equipment are strongly attenuated
- For standard applications
- Qualified for use in equipment according IEC/EN 60950

Other versions on request

- Version with wire connection
- Medical version M80

References

[General Product Information](#)

Weblinks

[Approvals](#), [RoHS](#), [CHINA-RoHS](#), [Mating Connectors](#), [e-Store](#), [Distributor-Stock-Check](#), [Accessories](#)

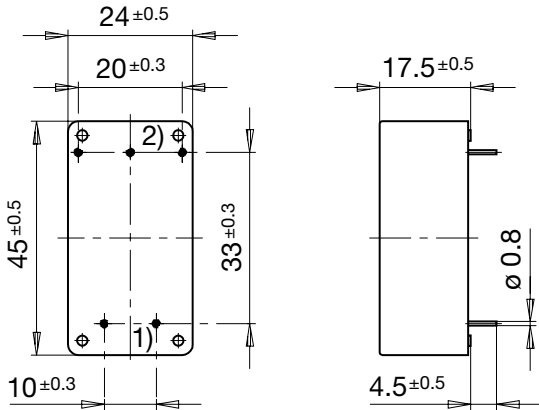
Technical Data

Ratings IEC	0.5 - 6,5A @ Ta 40 °C / 250VAC; 50Hz
Ratings UL/CSA	0.5 - 6,5A @ Ta 40 °C / 125VAC; 60Hz
Leakage Current	standard < 0.25 mA (250V / 60Hz) medical < 5 µA (250 V / 60 Hz)
Dielectric Strength	> 1.7 kVDC between L-N > 2.7 kVDC between L/N-PE Test voltage (2 sec)
Allowable Operation Temp.	-25 °C to 85 °C
Climatic Category	25/085/21 acc. to IEC 60068-1
Protection Class	Suitable for appliances with protection class 1 acc. to IEC 61140
Terminal	For PCB mounting, tin-plated
Material: Housing	Thermoplastic, black, UL 94V-0

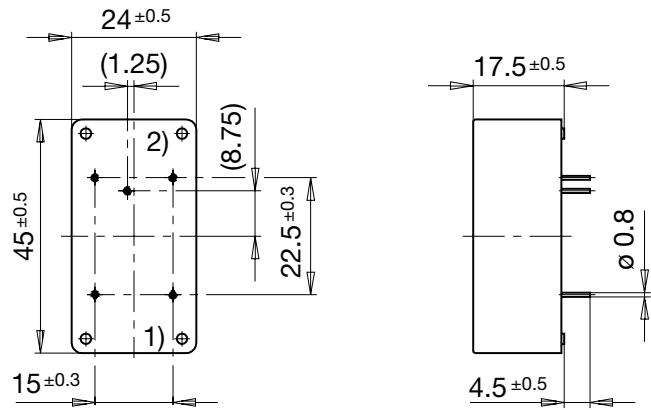
Line Filter	Standard and Medical Version, IEC 60939, IEC 60601-1, UL 1283, UL 544, EN 133 200, CSA C22.2 no. 8 Technical details
MTBF	> 200'000h acc. to MIL-HB-217 F

Dimensions

Case 27P



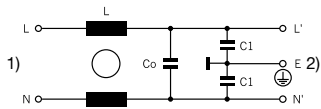
Case 27-1P



1) Line
2) Load

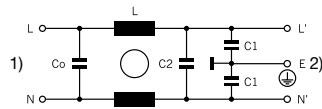
Diagrams

S2 standard version



1) Line
2) Load

S3 standard version

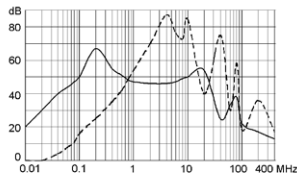


1) Line
2) Load

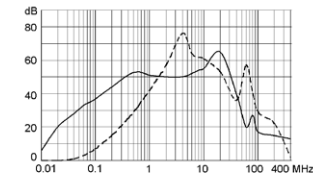
Attenuation Loss

Standard version

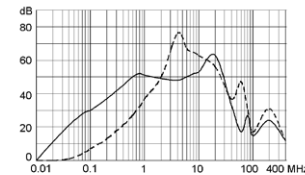
0.5 A



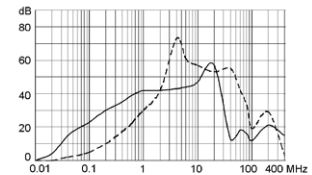
1 A



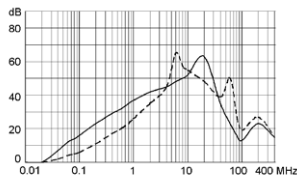
1.6 A



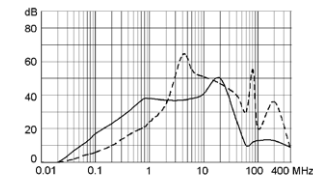
2.5 A



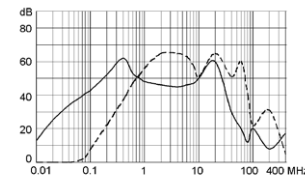
4 A



6.5 A



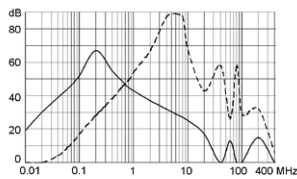
0.8 A



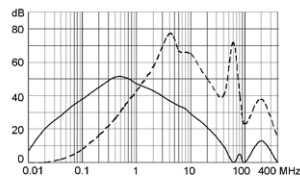
--- differential mode ____ common mode

Medical version (M5)

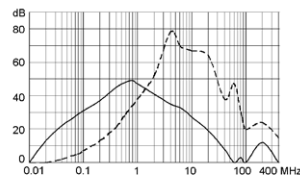
0.5 A



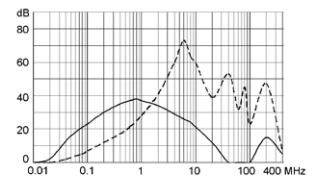
1 A



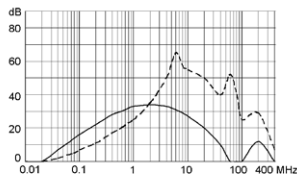
1.6 A



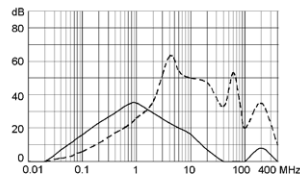
2.5 A



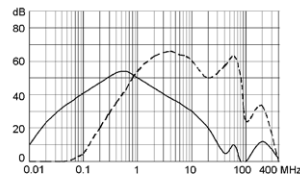
4 A



6.5 A



0.8 A



Variants

Rated Current [A]	Filter-Type	L [mH]	Co / C2 (X2) [μF]	C1 (Y2) [nF]	Diagram	Weight [g]	Housing	Order Number
0.8	Standard Version	2 x 20	0.068/0.015	2.2	S3	38	27-1P	5500.2020
0.5	Standard Version	2 x 40	0.1	2.2	S2	38	27P	5500.2014
1	Standard Version	2 x 10	0.1	2.2	S2	38	27P	5500.2015
1.6	Standard Version	2 x 6	0.1	2.2	S2	38	27P	5500.2016
2.5	Standard Version	2 x 2	0.1	2.2	S2	38	27P	5500.2017
4	Standard Version	2 x 1	0.1	2.2	S2	38	27P	5500.2018
6,5	Standard Version	2 x 1	0.1	2.2	S2	38	27P	5500.2019
0.8	Medical Version (M5)	2 x 20	0.068/0.015	-	S3	38	27-1P	5500.2129
0.5	Medical Version (M5)	2 x 40	0.1	-	S2	38	27P	5500.2127
1	Medical Version (M5)	2 x 10	0.1	-	S2	38	27P	5500.2130
1.6	Medical Version (M5)	2 x 6	0.1	-	S2	38	27P	5500.2131
2.5	Medical Version (M5)	2 x 2	0.1	-	S2	38	27P	5500.2132
4	Medical Version (M5)	2 x 1	0.1	-	S2	38	27P	5500.2133
6,5	Medical Version (M5)	2 x 1	0.1	-	S2	38	27P	5500.2128

Packaging unit 50 Pcs